

Oxford Solutions

Get ready for Pre-Intermediate

- revises the grammar and vocabulary from *Oxford Solutions Elementary*
- contains a Polish grammar reference with revision exercises
- prepares students who are going to use *Oxford Solutions Pre-Intermediate*

Unit	Grammar	Vocabulary
1	Present simple affirmative Present simple negative Present simple interrogative	Family
2	Adverbs of frequency <i>can</i>	Sports and hobbies
3	<i>there is / there are; some and any</i> <i>have to</i>	Rooms in the house
4	Present continuous Contrast: present simple and continuous	Describing people
5	Quantity <i>should / shouldn't</i>	Food
Language Review 1–5		
6	Past simple: <i>be</i> and <i>can</i> Past simple affirmative: regular verbs	Places in town
7	Past simple affirmative: irregular verbs Past simple negative and interrogative	Countries and nationalities
8	Comparative adjectives Superlative adjectives	Geographical features
9	<i>going to</i> <i>will</i>	Jobs
10	Present perfect: affirmative Present perfect: negative and interrogative	Transport
Language Review 6–10		
Irregular verbs		
Answer key		

Get ready for Pre-Intermediate

Present simple: twierdzenia

1.1

Twierdzenia

I work	we work
you work	you work
he/she/it works	they work

1.2

Pisownia czasownika w 3. os. l. poj. (*he, she, it*)

W 3. os. l. poj. (*he, she, it*) do większości czasowników dodajemy końcówkę *-s*.

+ *-s* *start* → *starts* *play* → *plays*

Jeśli czasownik kończy się na *-ch, -ss, -sh* lub *-o*, do czasownika dodajemy *-es*.

+ *-es* *watch* → *watches* *go* → *goes*

Jeśli czasownik kończy się spółgłoską i *-y*, dodajemy końcówkę *-es*, a *y* zmienia się w *i*.

-y → *ies* *study* → *studies* *carry* → *carries*

1.3

Czasu *present simple* używamy:

- kiedy mówimy o czynnościach, które odbywają się zawsze lub z pewną regularnością;
- kiedy mówimy o faktach, o czymś, co jest zawsze prawdą.

Present simple: przeczenia

1.4

Przeczenia

I don't play
he/she/it doesn't play
we/you/they don't play

Formy pełne

I don't play = I do not play
he doesn't play = he does not play

Present simple: pytania

1.5

Pytania	Krótkie odpowiedzi
Do I work?	Yes, I do. / No, I don't.
Does he/she/it work?	Yes, she does. / No, he doesn't.
Do we/you/they work?	Yes, they do. / No, you don't.

1 Complete the sentences. Use the present simple affirmative and negative. >> 1.1, 1.2, 1.3, 1.4

- Dave and Sue _____ (not cycle) to school.
They _____ (walk).
- Jason _____ (not like) maths, but he
_____ (love) physics.

3 I _____ (stay) at home on Saturdays.

I _____ (not go) to school.

4 We _____ (love) computer games, but we
_____ (not play) them at school.

5 My dad _____ (watch) TV in the evening, but
he _____ (not listen) to the radio.

2 Complete the questions and short answers. >> 1.5

1 '_____ you like football?' 'No, I _____.'

2 '_____ your brother walk to school?' 'Yes,
he _____.'

3 '_____ they live in London?' 'No, they _____.'


4 '_____ Kate listen to rap music?' 'No, she _____.'

5 '_____ it rain a lot in Scotland?' 'Yes, it _____.'

Family

1 Look at the family tree and complete the sentences.

- Harry is Lily's _____.
- Mary is Oliver's _____.
- Lily is Dan's _____.
- Frank is Mary's _____.
- Ann is Harry and Lily's _____.
- Harry is Frank's _____.
- Oliver is Sue's _____.
- Lily and Harry are Oliver's _____.



Get ready for Pre-Intermediate

Przysłówki częstotliwości

2.1

Przysłówków częstotliwości używamy, aby powiedzieć, jak często coś robimy.

0%	→	→	→	→	100%
never	hardly ever	sometimes	often	usually	always

2.2

Zwykle przysłówki częstotliwości wstawiamy:

- zaraz po czasowniku *be*;
- zaraz przed większością innych czasowników.

can

2.3

	I	he/she/it	we/you/they
Twierdzenia	can dance	can dance	can dance
Przeczenia	can't dance	can't dance	can't dance
Pytania	Can I dance?	Can ... dance?	Can ... dance?
Krótkie odpowiedzi	Yes, I can. No, I can't.	Yes, ... can. No, ... can't.	Yes, ... can. No, ... can't

Formą pełną *can't* jest *cannot*.

2.4

Can używamy, kiedy:

- mówimy o umiejętnościach;
- wyrażamy prośbę.

1 Rewrite the sentences. Use the adverb of frequency in brackets. >> 2.1, 2.2

- I'm late for school. (never)
- I speak English in English classes. (always)
- I do my homework before dinner. (often)
- I read a book in English. (hardly ever)
- I help my friends with their homework. (sometimes)

2 Write questions and affirmative (✓) or negative (X) short answers. Use *can*. >> 2.3, 2.4

- he / speak / Polish? X
- Wendy and Pam / go cycling? ✓
- you / use / that computer? ✓
- Harry / do / the washing up? X
- Cathy and Steve / cook? X

3 Write sentences with *can*, affirmative (✓) or negative (X). >> 2.3, 2.4

- I / swim X
- we / speak English ✓
- William and Mary / rollerblade ✓
- Anne / sing X

- Charles and Elizabeth / use a computer X
- Philip and I / cook ✓
- Edward / do gymnastics X
- you / play the piano ✓

Sports and hobbies

1 Match the pictures with the words below.

cycling dancing fashion football gymnastics jogging



1 _____



2 _____



3 _____



4 _____



5 _____



6 _____

2 Complete the sentences with the words below.

basketball drawing listening to music
reading books rollerblading swimming
taking photos watching films

- I really like _____ – especially in the sea.
- I'm really into _____. My favourite band is Maroon 5.
- I love _____. I go to the cinema every weekend.
- My sister loves art. She's really good at _____.
- My hobby is _____. I've got a new camera.
- I love _____. My favourite writer is Stephen King.
- I really love _____ in the park with my friends.
- I love playing _____. I play against my dad.

Get ready for Pre-Intermediate

there is / there are; some and any

3.1

	L.pojedyncza	L.mnoga
Twierdzenia	There's a book.	There are some books.
Przeczenia	There isn't a book.	There aren't any books.
Pytania	Is there a book?	Are there any books?
Krótkie odpowiedzi	Yes, there is. / No, there isn't.	Yes, there are. / No, there aren't.

3.2

Zazwyczaj używamy skróconej formy *there is: there's*.
Formy pełnej używamy jednak w krótkich odpowiedziach twierdzących.

There are nie posiada formy skróconej.

3.3

Przedimka *a* używamy z rzeczownikami w liczbie pojedynczej.

Some używamy z rzeczownikami w liczbie mnogiej, w zdaniach twierdzących.

Any używamy z rzeczownikami w liczbie mnogiej, w zdaniach przeczących i w pytaniach.

have to

3.4

	I	he/she/it	we/you/they
Twierdzenia	have to	has to	have to
Przeczenia	don't have to	doesn't have to	don't have to
Pytania	Do I have to?	Does ... have to?	Do ... have to?
Krótkie odpowiedzi	Yes, I do. No, I don't.	Yes, ... does. No, ... doesn't.	Yes, ... do. No, ... don't.

3.5

Czasownika *have to* używamy, kiedy mówimy, że coś jest konieczne lub obowiązkowe.

She has to be at school before 8.30.

Formy *don't have to* używamy, kiedy mówimy, że coś nie jest konieczne (ale nie jest wbrew regułom).

We don't have to have lunch at school. Some people go home for lunch.

1 Complete the sentences with *there is / there are*, affirmative (✓) and negative (X). >> 3.1, 3.2

- _____ ten classrooms in our school. ✓
- _____ a TV in this classroom. ✓
- _____ eight boys in this class. X
- _____ a book on my desk. X
- _____ three pens in my bag. ✓

2 Write questions and answers. Use *Is there* or *Are there* with *a* or *any*. >> 3.1, 3.2, 3.3

- plants X Are there any plants? No, there aren't.
- computers ✓ 5 clock? ✓
- notice board X 6 CDs? X
- students? ✓ 7 desk? ✓

3 Write sentences about the things in exercise 2.

Use *there is / there are* and *a, some* or *any*. >> 3.1, 3.2, 3.3

- There aren't any plants.

4 Look at the chart. Then write sentences using the prompts and *have to*, affirmative and negative. >> 3.4, 3.5


Jobs	Mark	Suzie
tidy his/her bedroom	yes	no
cook dinner	no	no
do the washing	yes	yes
go to the supermarket	no	yes

- Mark / tidy his bedroom. Mark *has to* tidy his bedroom.
- Suzie / tidy her bedroom.
- Mark and Suzie / cook dinner.
- Mark and Suzie / do the washing.
- Suzie / go to the supermarket.
- Mark / go to the supermarket.

Rooms in the house

1 Where do you find these things? Use the words below.

bathroom bedroom dining room garden
kitchen living room stairs study



2 Match parts of the words and phrases to make objects.

- | | |
|-------------|-------|
| 1 tooth | pan |
| 2 knife and | uter |
| 3 comp | brush |
| 4 alarm | fork |
| 5 sauce | clock |

Get ready for Pre-Intermediate

Present continuous

4.1

	I	he/she/it	we/you/they
Twierdzenia	'm working	's working	're working
Przeczenia	'm not working	isn't working	aren't working
Pytania	Am I working?	Is ... working?	Are ... working?
Krótkie odpowiedzi	Yes, I am. No, I'm not.	Yes, ... is. No, ... isn't.	Yes, ... are. No, ... aren't.

4.2

Pisownia czasownika z końcówką -ing

Do większości czasowników dodajemy końcówkę -ing.

play + -ing → playing

Jeśli czasownik kończy się spółgłoską + -e, zazwyczaj opuszczamy -e, kiedy dodajemy końcówkę -ing.

-e + -ing dance → dancing

Jeśli czasownik kończy się akcentowaną krótką samogłoską i spółgłoską, podwajamy tę spółgłoskę.

swim → swimming

4.3

Czasu *present continuous* używamy:

- kiedy mówimy o czynnościach odbywających się w tej chwili;
- kiedy mówimy o czynnościach przyszłych, już zaaranżowanych.

4.4

Czasów *present simple* i *present continuous* używamy w innych sytuacjach.

Present simple stosujemy wtedy, gdy mówimy o:

- czynnościach lub zdarzeniach, które się powtarzają;
I always get up at 6:30.
- faktach i sytuacjach, które są zawsze prawdziwe.
We live in London.
Cats eat birds.

Present continuous stosujemy wtedy, gdy:

- opisujemy to, co dzieje się teraz.
Logan is dancing really badly.
Oh no! It's raining.

4.5

Istnieje grupa czasowników, których nie używamy w czasie *present continuous* ani w żadnym innym czasie *continuous*. Oto te czasowniki:

believe, hate, know, like, love, mean, need, know, prefer, understand, want.

I'm not dancing because I hate (NIE-I'm hating) this song.

- 1 Complete the sentences with the correct form of *be* and the -ing forms of the words below. >> 4.1, 4.2

do not have read study not swim

- Jake and Andy _____ in the pool.
- My sister's at university. She _____ Spanish.
- We _____ gymnastics.
- I _____ a magazine.
- You _____ a good time.

- 2 Write questions in the present continuous and affirmative (✓) or negative (X) short answers. >> 4.1, 4.2

- he / speak / Polish? X
- Wendy and Pam / go cycling? ✓
- you / use / that computer? ✓
- Harry / do / the washing up? X
- Cathy and Steve / cook? X

- 3 Complete the sentences with the present simple or continuous of the verbs in brackets. >> 4.3, 4.4, 4.5

- Look! Your brother _____ a jacket and tie! (wear)
- This exercise is difficult. I _____ it.
(not understand)
- I _____ those shoes. Are they new? (love)
- We can't go out. It _____. (rain)
- Ethan isn't at home. He _____ basketball with his friends in the park. (play)
- My brother and I _____ homework every evening after school. (do)
- 'I'm hungry!' 'Don't worry. I _____ dinner right now.' (make)
- Doctors and nurses _____ in hospitals. (work)

Describing people

- 1 Look at the pictures and choose the correct words.



Ryan



Rosie



Liam



Phoebe

- Rosie has got **long** / **short** hair.
- Ryan has got **dark** / **fair** hair.
- Liam has got **curly** / **straight** hair.
- Phoebe has got **long** / **short** hair.
- Ryan has got **curly** / **straight** hair.
- Liam has got a **beard** / **moustache**.
- Ryan has got **glasses** / **a beard**.
- Phoebe has got **dark** / **fair** hair.

Get ready for Pre-Intermediate

Określanie liczby i ilości

5.1

Rzeczowniki policzalne i niepoliczalne

Rzeczowniki policzalne odnoszą się do rzeczy, które można policzyć. Posiadają formę liczby pojedynczej i mnogiej.

an orange two oranges

Rzeczowniki niepoliczalne odnoszą się do rzeczy, których nie można policzyć. Posiadają jedynie formę liczby pojedynczej.

some bread I like cheese.

5.2

some i any

Some używamy zwykle w zdaniach twierdzących z rzeczownikami w liczbie mnogiej oraz z rzeczownikami niepoliczalnymi.

Any używamy zwykle w zdaniach przeczących i pytaniach z rzeczownikami w liczbie mnogiej oraz z rzeczownikami niepoliczalnymi.

5.3

How much / How many ... ?

Pytania *How much ... ?* używamy z rzeczownikami niepoliczalnymi.

Pytania *How many ... ?* używamy z rzeczownikami policzalnymi.

should / shouldn't

5.4

Po czasowniku modalnym *should* używamy czasownika bez *to*. Forma *should* jest taka sama we wszystkich osobach.

Twierdzenia

I/You/He/She/It should	go home now.
We/You/They should	

Przeczenia

I/You/He/She/it shouldn't	go home now.
We/You/They shouldn't	

Pytania

Should I/you/he/she/it	go home now?
Should we/you/they	

5.5

Should służy do udzielania rad.

It's cold. You should wear a coat.

You shouldn't copy your friend's homework.

1 Choose some or any. >> 5.2

- There's **some** / **any** toast on the table.
- Have we got **some** / **any** eggs?
- Is there **some** / **any** milk?
- We have **some** / **any** sausages.
- Have you got **some** / **any** money?
- We need to buy **any** / **some** bananas.

2 Complete the questions with *How much ... ?* and *How many ... ?* >> 5.3

- _____ people live in your house?
- _____ time is there until the end of the school day?
- _____ lessons do you have a day?
- _____ money do you spend a day on snacks?
- _____ water do you usually drink in a day?
- _____ pages are there in this book?

3 Match the problems (1–5) with the advice (a–e). >> 5.4, 5.5

- I'm really tired!
 - My brother doesn't understand his homework.
 - My friend isn't talking to me.
 - This chicken smells horrible.
 - It's very cold today.
- You should send her an email.
 - You shouldn't go outside.
 - You should go to bed.
 - He should talk to his teacher.
 - You shouldn't eat it.

Food

1 Put the food below in the correct groups (1–5).

beef butter cabbage carrots chicken cheese
grapes lamb lemons prawns onions oranges
peppers potatoes salmon tuna


- | | |
|--|---|
| 1 fish and seafood
salmon

_____ | 4 vegetables
carrots

_____ |
| 2 meat and poultry
beef

_____ | 5 fruit
lemons

_____ |
| 3 dairy products
cheese
_____ | |



Grammar

1 Complete the sentences with the correct affirmative form of the verbs below.

go live play study watch

- 1 My sister _____ French at school.
- 2 My brother and I _____ tennis.
- 3 My best friend _____ to a different school.
- 4 My dad _____ television every evening.
- 5 We _____ in Cambridge.

Mark: / 5

2 Put the words in the correct order to make sentences.

- 1 often / have / I / dinner / for / chicken
- 2 after / play / hardly ever / I / school / football
- 3 a / usually / has / moustache / dad / My
- 4 Sue / glasses / wears / usually
- 5 cousin / sometimes / dancing / My / goes

Mark: / 53 Write sentences with *there is / there are*, affirmative (✓) and negative (✗).

- 1 a gym (✗) a playing field (✓)
- 2 a computer room (✓) a library (✗)
- 3 any DVDs (✗) some videos (✓)
- 4 a cinema (✓) a museum (✗)
- 5 a café (✓) any restaurants (✗)

Mark: / 5

4 Complete the sentences with the present continuous of the verbs in brackets.

- 1 She _____ with her friend. (dance)
- 2 They _____ their dinner. (not eat)
- 3 The dog _____ in the river. (swim)
- 4 I _____ a letter. (write)
- 5 She _____ to me. (not talk)
- 6 We _____ the party. (enjoy)

Mark: / 5

5 Complete the dialogue with the words below.

any many much should some

- Amy** Have we got ¹ _____ mushrooms?
Tom No, we haven't. But we've got ² _____ eggs.
Amy How ³ _____ eggs have we got?
Tom Three. Is that enough?
Amy Not really. We ⁴ _____ go to the supermarket.
Tom Yes, but how ⁵ _____ money have you got?

Mark: / 5

Vocabulary

1 Read the sentences and choose the correct ending, a or b.

- 1 My uncle is my
a father's brother. b brother's father.
- 2 My grandmother is my
a father's mother. b mother's father.
- 3 My niece is my
a mother's sister. b sister's daughter.
- 4 My cousin is my
a son's uncle. b uncle's son.
- 5 My grandson is my
a daughter's son. b son's daughter.

Mark: / 5

2 Complete the sports and hobbies.

- 1 basket _____
- 2 dra _____
- 3 gymna _____
- 4 dan _____
- 5 rollerb _____

Mark: / 5

3 Match the objects with the parts of the house.

- | | |
|------------------|---------------|
| 1 toothbrush | a study |
| 2 saucepan | b bathroom |
| 3 alarm clock | c bedroom |
| 4 knife and fork | d kitchen |
| 5 computer | e dining room |

Mark: / 5

4 Choose the correct words.

- 1 She's got **long** / **blue** hair.
- 2 I've got new **beard** / **glasses**.
- 3 He hasn't got **curly** / **beard** hair.
- 4 They've got **fair** / **blue** eyes.
- 5 Has she got **brown** / **curly** eyes?

Mark: / 5

5 Match the food with the group.

- | | |
|-----------|------------|
| 1 carrots | fish |
| 2 oranges | dairy |
| 3 salmon | meat |
| 4 beef | vegetables |
| 5 butter | fruit |

Mark: / 5Total: / 50

Get ready for Pre-Intermediate

Past simple: be i can

6.1

	I	he/she/it	we/you/they
Twierdzenia	was ill	was ill	were ill
Przeczenia	wasn't ill	wasn't ill	weren't ill
Pytania	Was I ill?	Was ... ill?	Were ... ill?
Krótkie odpowiedzi	Yes, I was. No, I wasn't.	Yes, ... was. No, ... wasn't.	Yes, ... were. No, ... weren't.

6.2

Formą czasu przeszłego czasownika *can* jest *could*.

	I	he/she/it	we/you/they
Twierdzenia	could read	could read	could read
Przeczenia	couldn't read	couldn't read	couldn't read
Pytania	Could I read?	Could ... read?	Could ... read?
Krótkie odpowiedzi	Yes, I could. No, I couldn't.	Yes, ... could. No, ... couldn't.	Yes, ... could. No, ... couldn't.

Past simple: twierdzenia (czasowniki regularne)

6.3

Twierdzenia

I/You/He/She/It/we/you/they watched TV

6.4

Pisownia czasownika w czasie past simple

Formę czasownika regularnego w czasie *past simple* tworzymy przez dodanie końcówki *-ed* do formy podstawowej.

play + *-ed* → *played*

Jeśli czasownik kończy się na *-e*, dodajemy *-d*.

dance + *-d* → *danced*

Jeśli czasownik kończy się spółgłoską + *-y*, zamieniamy *y* na *i* i dodajemy *-ed*.

hurry *-y* → *-ied* → *hurried*

Jeśli czasownik kończy się akcentowaną krótką samogłoską i spółgłoską, podwajamy tę spółgłoskę.

-p + -ped stop → stopped

1 Complete the dialogue with *was*, *were*, *wasn't* or *weren't*.

» 6.1

- Tom 1 _____ you at Jill's party last night?
 Cathy No, I 2 _____. I couldn't go.
 Tom 3 _____ you at home?
 Cathy Yes, I 4 _____. 5 _____ Jo and Sam at the party?
 Tom No, they 6 _____. They 7 _____ at the cinema.
 Cathy 8 _____ the party good?
 Tom Yes, it 9 _____ great.

2 Complete the sentences with *couldn't* and the verbs below.

» 6.2

find go understand finish watch

- My dad _____ to work because he was ill.
- John _____ his pen. It wasn't in his schoolbag.
- Pam wasn't hungry – she _____ her lunch.
- I _____ Kurt because I don't speak German.
- We _____ the film because the TV was broken.

3 Complete the sentences with the verbs below. » 6.3, 6.4


miss phone stop study visit

- My mum and dad _____ French at school.
- Last summer we _____ Paris.
- The train _____ at the train station.
- Robert _____ the bus so he walked to school.
- Joe _____ Sue, but she wasn't at home.

Places in town

1 Match the pictures with the places below.

bus station art gallery tourist information post office
 police station town hall train station car park



2 Choose the correct words.

- I'm going to the **library** / **bank** to borrow a book.
- I always go to **church** / **the theatre** on Sunday morning.
- There are some beautiful paintings at the **cinema** / **art gallery**.
- I'm going for a walk in the **leisure centre** / **park**.
- 'Where's the car?' 'It's in the **car park** / **museum** in the centre of town.'
- Tom needs some stamps. He's going to the **concert hall** / **post office**.

Get ready for Pre-Intermediate

Past simple: czasowniki nieregularne**7.1**

Niektóre czasowniki mają nieregularne formy w zdaniach twierdzących w czasie *past simple*. Nie istnieją żadne zasady tworzenia tych form. Należy nauczyć się ich na pamięć.

7.2

Forma twierdząca czasowników nieregularnych w czasie *past simple* jest taka sama dla wszystkich osób liczby pojedynczej i mnogiej (*I, you, he, she, it, we, they*).

7.3

Przeczenia	Pytania
I didn't watch.	Did I watch?
He/She/It didn't watch.	Did he/she/it watch?
We/You/They didn't watch.	Did we/you/they watch?
Formy pełne	Krótkie odpowiedzi
didn't = did not	Yes, I did. / No, I didn't.

7.4

Zdania przeczące, zarówno z czasownikami regularnymi, jak i nieregularnymi, tworzymy następująco: *I, you, she, it, we, they + didn't + forma podstawowa czasownika bez to*.

7.5

Pytania, zarówno z czasownikami regularnymi, jak i nieregularnymi, tworzymy następująco: *Did + I, you, he, she, it, we, they + forma podstawowa czasownika bez to*. Określenia czasu wstawiamy na końcu zdania.

1 Complete the sentences with the past simple of the verbs in brackets. ➡ 7.1, 7.2

- We _____ to the cinema last weekend. (go)
- I _____ a letter to my cousin yesterday. (write)
- She _____ pizzas for dinner last night. (make)
- He _____ some new trainers on Saturday. (buy)
- They _____ their teacher in town yesterday. (see)
- My parents _____ on holiday last week. (be)
- I _____ hello to the girl next door when I left the house. (say)

2 Put the words in order to make negative sentences.

➡ 7.3, 7.4

- last night / watch / didn't / TV / they
- win / he / a Nobel Prize / didn't
- you / see / I / didn't / at the party
- Harry / yesterday evening / tidy / didn't / his room
- didn't / we / to school / yesterday / go

3 Write the questions to match the answers. Start with the word in brackets. ➡ 7.4, 7.5

- I went to the Czech Republic last summer. (Where)
Where did you go last summer?
- I went with my brother and sister. (Who)
- Yes, we spent a week in Prague. (Did)
- We travelled by train to Prague. (How)
- We stayed in a hotel. (Where)
- In Prague we visited Charles Bridge and St Vitus' Cathedral. (What)
- Yes, we had very good weather. (Did)
- Our holiday was great! (How)

.....
Countries and nationalities

1 Complete the names of the European countries.

Country		Capital
Poland		Warsaw
1 I _____		Rome
2 S _____		Stockholm
3 F _____		Paris
4 S _____		Madrid
5 U _____		Kiev
6 R _____		Bucharest
7 C _____		Zagreb
8 G _____		Berlin

2 Put the nationalities below in the correct groups (1–4).

American Australian Belarusian Brazilian British
Chinese Croatian Czech Egyptian French German
Irish Italian Japanese Lithuanian Polish Romanian
Russian Slovakian South African Spanish Swedish
Turkish Ukrainian

1 -an	2 -ish	3 -ese	4 other
American	British		

Get ready for Pre-Intermediate

Przymiotniki w stopniu wyższym i najwyższym

8.1

Krótkie przymiotniki: zasady pisowni

Aby utworzyć stopień wyższy od krótkich przymiotników, dodajemy końcówkę *-er*. Aby utworzyć stopień najwyższy, dodajemy końcówkę *-est*.

old – older – oldest

Jeśli przymiotnik kończy się na *-e*, dodajemy *-r* lub *-st*.

large – larger – largest

Jeśli przymiotnik kończy się krótką samogłoską i spółgłoską, podwajamy tę spółgłoskę i dodajemy *-er* lub *-est*.

wet – wetter – wettest

Jeśli przymiotnik kończy się na *-y*, *y* zamieniamy na *i* i dodajemy *-er* lub *-est*.

dry – drier – driest

8.2

Przymiotniki nieregularne

Niektóre przymiotniki stopniują się nieregularnie.

good – better – the best

bad – worse – the worst

far – further – the furthest

8.3

Długie przymiotniki

W przypadku dłuższych przymiotników (większość dwusylabowych oraz przymiotniki wielosylabowe) używamy wyrazów *more* (bardziej) i *the most* (najbardziej).

intelligent – more intelligent – the most intelligent

8.4

than

Kiedy porównujemy dwie rzeczy lub dwie osoby, używamy *than* (niż).

Africa is hotter than Europe.

Po *than* zwykle używamy zaimka osobowego w funkcji dopełnienia.

She's shorter than me. (✓)

1 Write sentences using comparative and superlative forms of the adjectives. >> 8.1, 8.2, 8.3, 8.4

1 Natalie / old / Mary, but Sarah ...

Natalie is older than Mary, but Sarah is the oldest.

2 France / hot / Britain, but Spain ...

3 Harry / intelligent / Dave, but Robert ...

4 Magazines / cheap / books, but newspapers ...

5 History / interesting / science, but music ...

6 Kate / friendly / Steve, but Wendy ...

7 New York / large / London, but Tokyo ...

8 *The Simpsons* / good / *Malcolm in the Middle*, but *Friends* ...

9 The Nile / long / the Danube, but the Amazon ...

10 China / big / India, but Russia ...

Geographical features


1 Match the photos with the words below.

beach desert lake ocean volcano waterfall



1 _____

2 _____



3 _____

4 _____



5 _____

6 _____

Get ready for Pre-Intermediate

going to

9.1

	I	he/she/it	we/you/they
Twierdzenia	'm going	's going to leave	're going to leave
Przeczenia	'm not going to leave	isn't going to leave	aren't going to leave
Pytania	Am I going to leave?	Is ... going to leave?	Are ... going to leave?
Krótkie odpowiedzi	Yes, I am. No, I'm not.	Yes, ... is. No, ... isn't.	Yes, ... are. No, ... aren't.

9.2

Konstrukcji *be going to* używamy, kiedy mówimy o zamiarach.
I'm *going to* get a job next year.

will

9.3

	I	he/she/it	we/you/they
Twierdzenia	'll go	'll go	'll go
Przeczenia	won't go	won't go	won't go
Pytania	Will I go?	Will ... go?	Will ... go?
Krótkie odpowiedzi	Yes, I will. No, I won't.	Yes, ... will. No, ... won't.	Yes, ... will. No, ... won't.

9.4

Will używamy:

- kiedy mówimy o przyszłych faktach;
I'll be at home at seven o'clock.
- kiedy przewidujemy, co się wydarzy.
They won't get married.

1 Write sentences with *going to*. >> 9.1, 9.2

- She / have lunch in town.
She's *going to* have lunch in town.
- We / not / play tennis next Saturday.
- I / surf the internet this evening.
- You / meet me at the café.
- We / see a film this evening.
- Pete and Sue / study maths at university.

2 Write questions with *going to*. >> 9.1, 9.2

- What / you / do on Friday evening?
What are you *going to* do on Friday evening?
- What film / you / see?
- Who / you / go with?
- How / you / get there?
- What / you / do after the film?
- What time / you / arrive home?

3 Complete the predictions about Robert's future. Use *will* (✓) or *won't* (X). >> 9.3, 9.4

- He _____ live in France. (X)
- He _____ get married. (✓)
- He _____ have children. (X)
- He _____ work with computers. (✓)
- He _____ have a pet. (✓)

Jobs

1 Match the photos with the words below.

artist builder programmer mechanic soldier waiter



1 _____

2 _____



3 _____

4 _____



5 _____

6 _____

2 Match the sentences with the jobs below.

actor doctor engineer farmer hairdresser
journalist shop assistant teacher

- 'I write for a newspaper.'
- 'I've got lots of pigs.'
- 'I work in a shop.'
- 'I cut people's hair.'
- 'I work in a school.'
- 'I work in a theatre.'
- 'I help people when they are ill.'
- 'I build roads and bridges.'

Get ready for Pre-Intermediate

Present perfect: twierdzenia

10.1

Twierdzenia

I've/You've finished.

He/She/It's finished.

We've/You've/They've finished.

Formy pełne

I've = I have she's = she has

10.2

Czasu *present perfect* używamy, kiedy mówimy o wydarzeniach z przeszłości, które mają skutek w teraźniejszości.

10.3

Trzecia forma czasowników regularnych (*past participle*) jest taka sama, jak druga forma (stosowana w czasie *past simple*).
walked cooked studied stopped

10.4

Określenia *just* używamy w czasie *present perfect* wtedy, kiedy mówimy o bardzo niedawnych wydarzeniach.
I'm not hungry. I've just eaten.

Present perfect: przeczenia i pytania

10.5

	I	he/she/it	we/you/they
Przeczenia	haven't finished	hasn't finished	haven't finished
Pytania	Have I finished?	Has ... finished?	Have ... finished?
Krótkie odpowiedzi	Yes, I have. No, I haven't.	Yes, ... has. No, ... hasn't.	Yes, ... have. No, ... haven't.

10.6

yet

Określenia *yet* używamy w czasie *present perfect* w zdaniach pytających wtedy, gdy pytamy o to, czy wydarzyło się to, czego się spodziewaliśmy.

Yet wstawiamy na końcu pytania.

Have you found your MP3 player yet? 'No, I haven't. I don't know where it is!'

Określenia *yet* używamy w czasie *present perfect* w zdaniach przeczących wtedy, gdy mówimy, że nie wydarzyło się jeszcze coś, czego oczekiwaliśmy.

Yet wstawiamy na końcu zdania.

It's eight o'clock but Dad hasn't arrived home from work yet.

- 1 Complete the sentences with the verbs in brackets. Use the present perfect affirmative. Check the past participle forms of any irregular verbs in the list at the back of this booklet.

>> 10.1, 10.2, 10.3

- I _____ (see) that film three times.
- We _____ (decide) to go to France on holiday.
- We _____ (leave) our suitcases on the coach.
- Italy _____ (win) the World Cup again.
- We _____ (study) ten units of this book.

- 2 Complete the sentences with the present perfect affirmative and *just*. >> 10.1, 10.2, 10.3, 10.4

- 'Is Dave still here?' 'No, he's just gone home. (go)
- 'Is it raining?' 'No, it _____.' (stop).
- 'Do you want a drink?' 'No, thanks. I _____ one.' (have)
- 'Is Daniel watching TV?' 'No, he _____.' (finish)
- 'Is that your bus over there?' 'Yes, it is. I _____ it!' (miss)

- 3 Make the sentences negative. Add *yet*. >> 10.5, 10.6

- Harry has had breakfast. Harry *hasn't had breakfast yet*.
- I've seen that film.
- Rachel and I have spent all our money.
- You've eaten the apple.
- Vicky has finished her homework.
- Luke and Emily have visited Spain.

- 4 Write questions with the present perfect and *yet*. Add short answers. >> 10.5, 10.6

- Tom / go to bed? ✓ Has Tom gone to bed yet? No, he hasn't.
- you / decide what to do? ✓
- Robert / pack his bags? ✗
- Kate and David / write any postcards? ✗
- you / buy any CDs? ✗
- you and Tony / have lunch? ✓

Transport

- 1 Match the pictures with the words below.

coach underground lorry scooter ship tram



Language Review

Grammar

1 Complete the sentences with the past simple of the verbs in brackets. Some are regular, some are irregular.

- 1 We _____ (arrive) home last night.
- 2 I _____ (take) an English exam last summer.
- 3 They _____ (walk) to Rome for charity.
- 4 I _____ (break) my leg last December.
- 5 My mum _____ (study) art at school.

Mark: / 5

2 Complete the sentences with the past simple of the verbs below. Use the negative or interrogative.

go not win not be study not wear

- 1 He _____ born in 1979. He was born in 1980.
- 2 _____ she _____ to school in London?
Yes, she did.
- 3 They _____ the football match.
- 4 _____ you _____ French at school?
No, I didn't.
- 5 He _____ a jacket to the party.

Mark: / 53 Write sentences using comparative adjectives and *than*.

- 1 Oslo / cold / London.
- 2 The Mediterranean sea / big / the Baltic sea.
- 3 Waikiki beach / long / Bondi beach.
- 4 Mount Everest / famous / Mount Kenya.
- 5 Africa / hot / Europe.

Mark: / 54 Complete the text with the correct form of *will* and the verbs in brackets.

The Space Hotel ¹ _____ (open) in 2020. It ² _____ (have) 350 rooms. Guests ³ _____ (arrive) by spaceship. But holidays here ⁴ _____ (not be) cheap. They ⁵ _____ (cost) about £50,000 for a week!

Mark: / 5

5 What have Rob and Anna done today? Write sentences using the present perfect.

- 1 Anna / phone / her mum.
- 2 Rob and Anna / play / tennis.
- 3 Rob / do / the housework.
- 4 Rob and Anna / make / a pizza.
- 5 Rob / buy / a new computer game.

Mark: / 5

Vocabulary

1 Answer the questions using the places below.

art gallery bus station library post office theatre

- 1 Where can I see a play? _____
- 2 Where can I catch a bus? _____
- 3 Where can I buy stamps? _____
- 4 Where can I look at paintings? _____
- 5 Where can I read or borrow books? _____

Mark: / 5

2 Write the correct countries or nationalities.

- 1 She's from _____. She's German.
- 2 He's from the Czech Republic. He's _____.
- 3 He's _____. He's from China.
- 4 He's from _____. He's Swedish.
- 5 He's from Britain. He's _____.

Mark: / 5

3 Complete the words to make geographical features.

- 1 i _____ d
- 2 w _____ ll
- 3 v _____ o
- 4 d _____ t
- 5 c _____ e

Mark: / 54 Complete the sentences with *a* or *an* and the correct job.

- 1 _____ helps sick people.
- 2 _____ cuts people's hair.
- 3 _____ acts in plays or films.
- 4 _____ writes for magazines.
- 5 _____ works in a school.

Mark: / 5

5 Write the types of transport.

- 1 An electric bus that goes along tracks. _____
- 2 A large boat for long journeys. _____
- 3 A comfortable bus for long journeys. _____
- 4 A big vehicle for carrying heavy things on roads.

- 5 A small, light motorbike. _____

Mark: / 5Total: / 50

Irregular verb list

Base form	Past simple	Past participle
be	was/were	been
become	became	become
begin	began	begun
bring	brought	brought
buy	bought	bought

can	could	been able to
catch	caught	caught
come	came	come
cost	cost	cost

do	did	done
draw	drew	drawn
drink	drank	drunk
drive	drove	driven

eat	ate	eaten
-----	-----	-------

feel	felt	felt
fly	flew	flown
forget	forgot	forgotten

get	got	got
give	gave	given
go	went	gone

have	had	had
hit	hit	hit
hold	held	held
hurt	hurt	hurt

keep	kept	kept
know	knew	known

learn	learnt/-ed	learnt/-ed
leave	left	left
lose	lost	lost

make	made	made
meet	met	met

Base form	Past simple	Past participle
pay	paid	paid
put	put	put

read	read	read
ride	rode	ridden
ring	rang	rung
run	ran	run

say	said	said
see	saw	seen
sell	sold	sold
send	sent	sent
shoot	shot	shot
show	showed	shown/-ed
shut	shut	shut
sing	sang	sung
sit	sat	sat
sleep	slept	slept
smell	smelt/-ed	smelt/-ed
speak	spoke	spoken
spell	spelt/-ed	spelt/-ed
spend	spent	spent
spill	spilt/-ed	spilt/-ed
stand	stood	stood
steal	stole	stolen
swim	swam	swum

take	took	taken
teach	taught	taught
tell	told	told
think	thought	thought

understand	understood	understood
------------	------------	------------

wear	wore	worn
win	won	won
write	wrote	written

Great Clarendon Street, Oxford, OX2 6DP, United Kingdom

Oxford University Press is a department of the University of Oxford.
It furthers the University's objective of excellence in research, scholarship,
and education by publishing worldwide. Oxford is a registered trade
mark of Oxford University Press in the UK and in certain other countries

© Oxford University Press 2015

The moral rights of the author have been asserted

First published in 2015

2019 2018 2017 2016 2015

10 9 8 7 6 5 4 3 2 1

All rights reserved. No part of this publication may be reproduced, stored
in a retrieval system, or transmitted, in any form or by any means, without
the prior permission in writing of Oxford University Press, or as expressly
permitted by law, by licence or under terms agreed with the appropriate
reprographics rights organization. Enquiries concerning reproduction outside
the scope of the above should be sent to the ELT Rights Department, Oxford
University Press, at the address above

You must not circulate this work in any other form and you must impose
this same condition on any acquirer

Links to third party websites are provided by Oxford in good faith and for
information only. Oxford disclaims any responsibility for the materials
contained in any third party website referenced in this work

Photocopying

The Publisher grants permission for the photocopying of those pages marked
'photocopiable' according to the following conditions. Individual purchasers
may make copies for their own use or for use by classes that they teach.
School purchasers may make copies for use by staff and students, but this
permission does not extend to additional schools or branches

Under no circumstances may any part of this book be photocopied for resale

Online Get ready for Pre-Intermediate A002161

ACKNOWLEDGEMENTS

The publisher would like to thank the following for permission to reproduce photographs:

Alamy (saucepan/Mode Images Ltd), (stairs/BUILT images), (toothbrush/
Mode Images Ltd/Richard Gleed), (knife and fork/Image Source), (Ryan/
Image Source), (Rosie/BlueMoon Stock/Joe Scarnici), (Phoebe/Image Source),
(ocean/Peter Barritt), (mechanic/ColorBlind Images/Blend Images), (artist/
apply pictures), (programmer/image100); Getty Images (Liam/Stone+/Alan
Powdrill), (Croatian flag/Comstock); Oxford University Press (Frank/David
Jordan), (Mary/Gareth Boden), (Ann/Stockbyte), (Dan/Image Source), (Sue/
Gareth Boden), (Mark/Denkou Images/Sugar Gold Images), (Oliver/Chris King),
(Harry/Onoky), (Lily/AllrightImages), (computer/Tetra Images), (alarm clock/
Photodisc), (television/Judith Collins), (garden/Rosemary Calvert), (butter/
Image Source), (carrot/Mark Mason), (chicken/Mark mason), (cheese/Ingram),
(grapes), (lemons/Ingram), (onions/Stockbyte), (oranges/Thinkstock), (peppers/
Photodisc), (potatoes/Photodisc), (all flags except Croatia/Eyewire), (volcano/
Photodisc), (beach/Corbis/Digital Stock), (desert/Photodisc), (waterfall/
Photodisc), (lake/Photodisc), (soldier/Brand X Pictures), (waiter/Digital Vision),
(scooter/Sam Sloan), (coach/Alan Schein), (underground train/Eric Nathan),
(lorry/Justin Kase), (ship/Design Pics), (tram/Photodisc); Photolibrary (builder/
Somos).

Illustrations by: David Oakley/Arnos Design Ltd; Rebecca Hall/The Organisation.

Consultant: Małgorzata Wieruszewska